

# Spanish

## Long-term plan

### Standard

Our KS2 long-term plan for **Spanish** is designed for schools that deliver the subject each week.

This document is regularly updated to reflect changes to our content. This version was created on 26.09.23

Please click [here](#) to see the latest version.

**Copyright:** While we encourage you to share this document within your school community, please ensure that it is only uploaded to your school website if it is password protected.

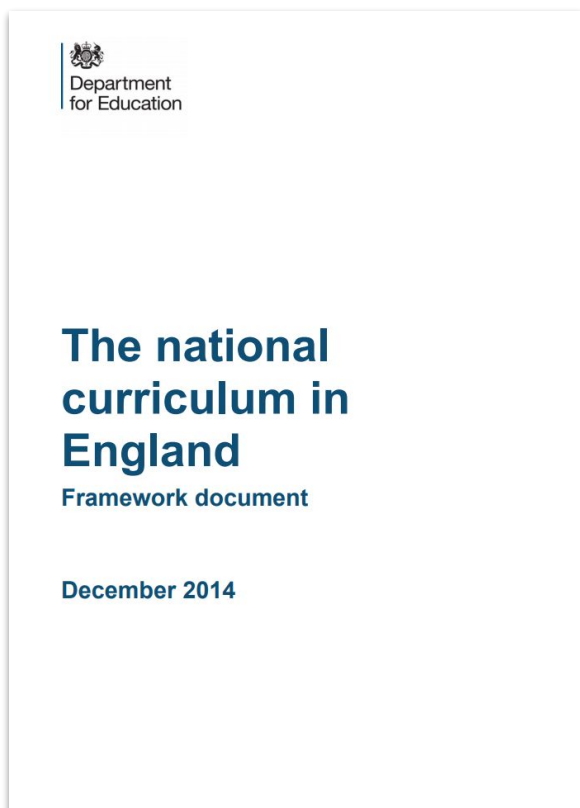
¡Hola!Kapow  
Primary™

# Contents:

How does Kapow Primary help our school to meet the statutory guidance for Languages?	3
How does Kapow Primary's Spanish scheme of work align with the National curriculum?	4
How is the Spanish scheme of work organised?	5
Our knowledge strands	5
Language detective skills	6
Cultural awareness	8
A spiral curriculum	9
Is there any flexibility in the Kapow Primary Spanish scheme?	9
Other useful documentation:	10
Suggested long-term plan: Spanish (All KS2 year groups)	11
Suggested long-term plan: Spanish (Lower KS2)	12-13
Suggested long-term plan: Spanish (Upper KS2)	14-15

# How does Kapow Primary help our school to meet the statutory guidance for Languages?

Our scheme of work fulfils the statutory requirements for Languages outlined in the **National curriculum (2014)** and was created based on the principles outlined in the [Ofsted Research review series: languages](#)



© Crown copyright 2013



Research and analysis

## Research review series: languages

Published 7 June 2021

Applies to England

Contents

[Introduction](#)

[National context](#)

[Ambition for all](#)

[Curriculum progression: what it means to get better at languages](#)

[Pillars of progression in the curriculum: phonics, vocabulary, grammar](#)

## Introduction

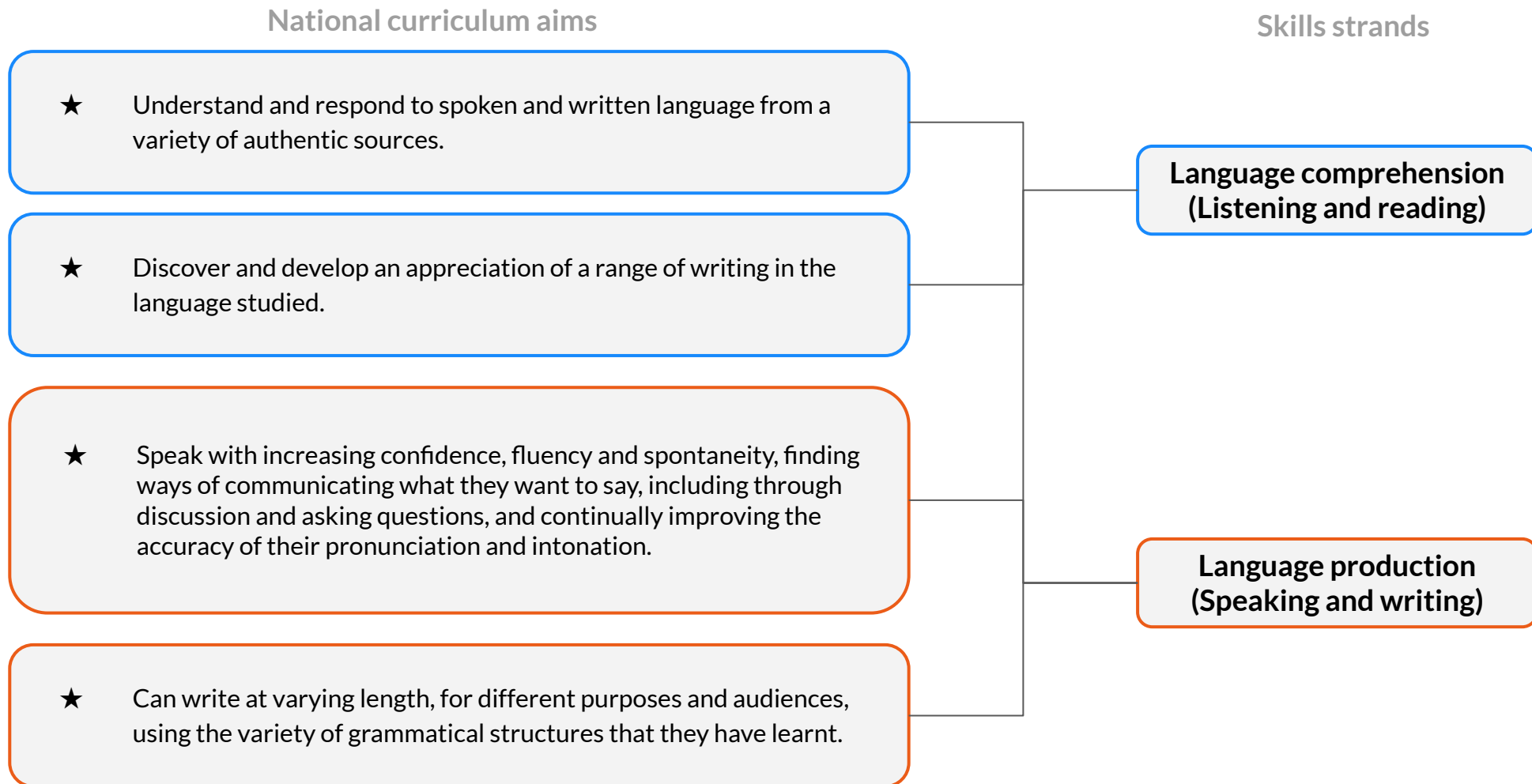
Languages are an integral part of the curriculum. Learning a language is 'a liberation from insularity and provides an opening to other cultures'.<sup>[footnote 1]</sup> It helps to equip pupils with the knowledge and cultural capital they need to succeed in life. It encourages pupils to appreciate and celebrate difference. The languages curriculum should also provide the foundation for learning further languages. It should enable pupils to study and work in other countries. In doing this, the languages curriculum has a potential positive impact on business and the economy.

© Crown copyright 2021

It is **compulsory** for schools to teach Languages at Key stage 2 only, which is why our Spanish scheme of work is designed to be taught from Year 3 onwards, to help your pupils to meet the end of Key stage 2 Attainment targets.

# How does Kapow Primary's Spanish scheme of work align with the National curriculum?

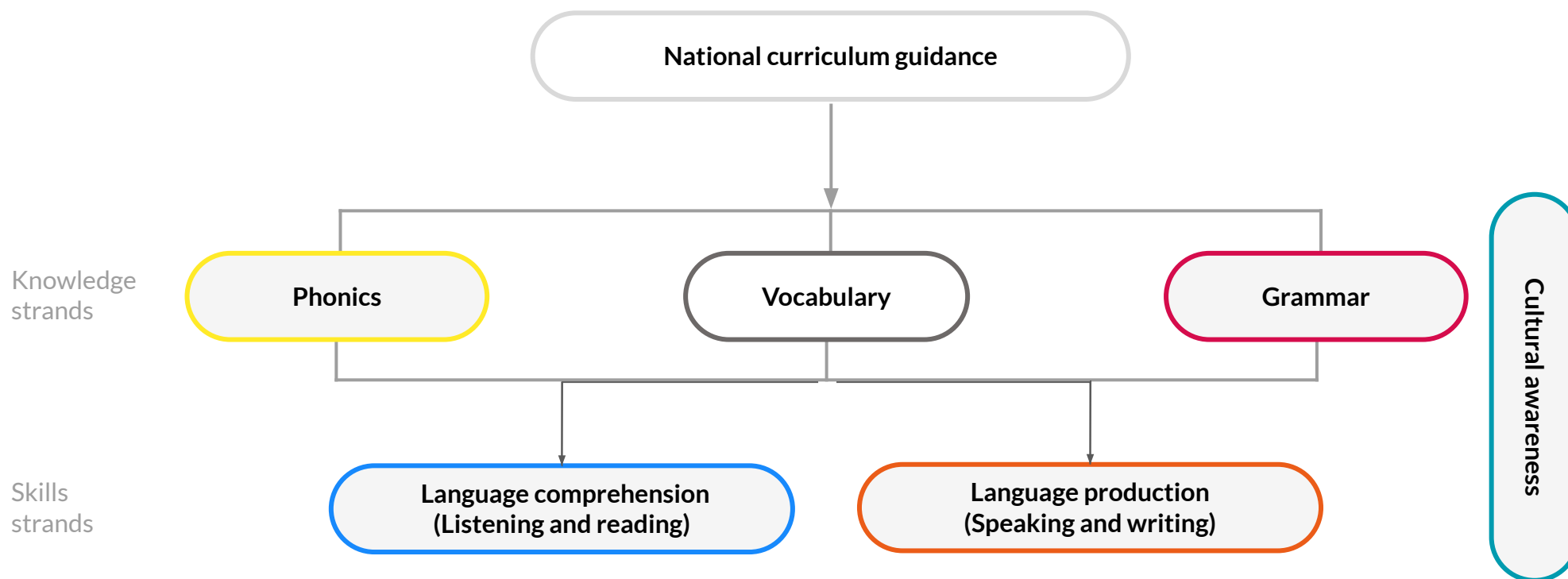
The Kapow **Language comprehension** and **Language production** skills strands align with the National curriculum aims for Languages. Our *National curriculum coverage document* shows which units support you in helping children to reach each of the National curriculum attainment targets.



At Kapow Primary, we also have the following **knowledge strands**: **Phonics**, **Vocabulary** and **Grammar**, which align with the three pillars of progression in the [Ofsted: Research review: languages](#). Please see [How is the Spanish scheme of work organised?](#) for a diagram showing how the strands work together.

# How is the Spanish scheme of work organised?

From the [Ofsted research review series: languages](#), we have identified three knowledge strands or 'pillars'. In each unit, children will then draw upon this knowledge in order to comprehend and produce language to help them achieve the aims of the National curriculum.



Throughout the scheme of work, children will also be developing their [Cultural awareness](#) of Spain and the Spanish-speaking world.

# Our knowledge strands - **Phonics**, Vocabulary and Grammar

The Kapow Primary Spanish scheme aims to provide pupils with a firm foundation of language learning. For this reason, we have planned when to teach the three building blocks of a language system: phonics, vocabulary and grammar and the ideal sequence to teach them to ensure gradual progression and an understanding of the interplay between these elements. The Ofsted research review series: languages refers to these elements as the '3 pillars of progression':

## Phonics

A comprehensive Spanish phonics programme has been embedded into the Kapow Primary Spanish scheme ensuring the explicit teaching of critical phonemes focuses on both pronunciation and the sound-spelling link.

Our 'Mouth mechanics' pupil videos, which native speakers present, support this learning by including an in-depth look at the shape of the mouth when creating each phoneme.

## Vocabulary

As the Ofsted research review recommended, the Kapow Primary Spanish scheme systematically introduces the most commonly used words, especially simple and common verbs. It then provides opportunities for students to revisit previously-learned vocabulary in different contexts.

This approach allows the children to commit these key words to their long-term memory. Many topic words are also introduced in order to provide a variety of meaningful contexts; however, less attention is given to memorizing these. Our lessons are designed to ensure that each time new vocabulary is introduced, the pupils have an opportunity to use it in language comprehension and production activities.

## Grammar

Developing grammatical understanding through a carefully planned progression of key structures is the bedrock of the Kapow Primary Spanish scheme.

Grammar is explicitly taught and systematically revisited to ensure that basic structures are committed to memory before more complex ones are introduced. Lessons are organized to allow opportunities to practise grammar structures across modalities (speaking, writing, reading and listening) and carefully scaffolded activities enable children to manipulate the words and grammar themselves and begin to use new language creatively.

# Language detective skills

At Kapow Primary, we believe that it is crucial to develop engaged and independent language learners who can apply their knowledge of phonics, vocabulary and grammar to comprehend and manipulate language autonomously.

We do this by encouraging children to:

- Recognise learnt vocabulary when listening or reading.
- Spot cognates (words which have the same origin or are similar) and near-cognates.
- Consider word order to anticipate the meaning of words.
- Use context and their own knowledge of the world to predict the meaning of unknown words.

Our scheme develops these skills progressively so that by Year 6, pupils can use these strategies to confidently grapple with unknown spoken and written language and search for meaning. Through these skills, pupils gain a strong foundation for further language learning as well as developing their understanding of the English language and its grammar conventions.





# Cultural awareness

The Kapow Primary Spanish scheme is carefully devised to enable children to develop their language skills in authentic and stimulating contexts which simultaneously seek to deepen their understanding of the world. Drawing from the diverse cultures of Spain and the Spanish-speaking world, children will have the opportunity to encounter purposeful language whilst exploring exciting aspects of tradition and heritage, such as:

- Discovering the geography of Spain and South America.
- Understanding key festivals and celebrations.
- Gaining awareness of Spanish art and architecture.
- Appreciating traditional games, songs and dance.
- Comparing mealtimes and enjoying typical foods.
- Considering the legacy of ancient civilisations e.g. the Maya.
- Examining the impact of global issues such as climate change.

These contexts not only offer the children a range of possibilities for cross-curricular learning, but also reinforce the key role that language learning can play in developing pupils' cultural capital.





# A spiral curriculum

Kapow Primary's Spanish scheme of work has been designed as a spiral curriculum with the following key principles in mind:

- ✓ **Cyclical:** Pupils return to the same broad themes of 'All about me,' 'Daily life' and 'Spain and other Spanish speaking countries' each year.
- ✓ **Increasing depth:** Each time vocabulary and grammatical structures are revisited, they are covered with greater depth.
- ✓ **Prior knowledge:** Upon returning to each area, prior knowledge is utilised so pupils can build on previous foundations, rather than starting again



## Is there any flexibility in the Kapow Primary Spanish scheme?

Our Spanish scheme of work is organised into units.

Within each unit, lessons **must** be taught in order as they build upon one another.

Units **must** be taught in the suggested order as our scheme is progressive and, although the topic focus of each unit is different, phonic knowledge, key vocabulary, grammar concepts and skills are gradually developed throughout the course of a year.

## Other useful documentation:

There are a number of key documents that can support you in planning and delivery of the Kapow Primary **Spanish** scheme. Visit the [Subject planning page](#) for more.

- ✓ [National curriculum coverage](#)
  - Shows which of the National curriculum Attainment targets are covered by each unit.
- ✓ [Progression of skills, knowledge and vocabulary](#)
  - Shows how understanding and application of key knowledge and skills builds year on year across our strands.
- ✓ [Equipment list \(coming soon!\)](#)
  - Explains which resources are required to teach our scheme of work.
- ✓ [Intent, Implementation, Impact statement](#)
  - Explains our curriculum design : what is taught and why (Intent), what it looks like in practice (Implementation) and what the outcomes will be (Impact).

All units have 6 lessons unless otherwise stated.

	Autumn 1	Autumn 2	Spring 1	Spring 2	Summer 1	Summer 2
	All about me		Daily life		Spain and other Spanish speaking countries	
Year 3	<a href="#">Spanish greetings with puppets</a>	<a href="#">Spanish numbers and ages</a>	Shapes and colours in Spanish	Classroom objects in Spanish	Where do you live in Spain?	Journey around Latin America
Year 4	<a href="#">Dates in Spanish</a>	<a href="#">Pets in Spanish</a>	In a Spanish café	Spanish celebrations	Weather in Spain	The Amazon Rainforest
Year 5	<a href="#">Describing family and friends in Spanish</a>	<a href="#">Spanish portraits</a>	Sports in Spanish	Spanish food and drink	A trip across Spain	Saving South America
Year 6	<a href="#">Clothes in Spanish</a>	<a href="#">School life in Spanish</a>	Body parts in Spanish	Shopping in Spain	Freetime activities in Spain	Maya city treasure hunt

Year 3			
Autumn 1	<u>Spanish greetings with puppets</u>	Autumn 2	<u>Spanish numbers and ages</u>
	Using puppets to practise a variety of Spanish greetings, children learn how to introduce themselves and say how they are feeling. They perform a finger rhyme based on a Spanish puppet festival tradition.		Through playing traditional Spanish counting games, children learn the numbers from one to twelve. They discover how to give their age in Spanish and ask others how old they are.
Spring 1	<u>Shapes and colours in Spanish</u>	Spring 2	<u>Classroom objects in Spanish</u>
	Taking inspiration from mosaic art of Barcelona and Granada, children describe different shapes and colours and learn about the position of adjectives in relation to nouns in Spanish.		By playing call and response games, children learn to give and understand some basic classroom instructions. They learn the vocabulary for classroom items found in their school bag, and discover that every Spanish noun is either 'masculine' or 'feminine'.
Summer 1	<u>Where do you live in Spain?</u>	Summer 2	<u>Journey around Latin America</u>
	Looking at a map, children identify different cities in Spain and learn to correctly pronounce their names in Spanish. They deduce the names for different types of home and learn to ask and respond to questions about where they live. Children use a bilingual dictionary to find new vocabulary to create their own sentences.		Following in the footsteps of Oscar the Bolivian bear, children look at a map of Latin America and identify different places, describing their location using the points of a compass. They find out the vocabulary for different forms of transport before designing and describing a route around the region, detailing how they will travel to each place.

Year 4			
<b>Autumn 1</b>	<u>Dates in Spanish</u>	<b>Autumn 2</b>	<u>Pets in Spanish</u>
	Mastering the numbers to 31 and the months of the year, children learn to say the date. Children learn about some of the countries biggest festivities and the dates they occur. They learn to ask and answer the question, 'When is your birthday?' and find out about some Mexican birthday traditions.		Listening to a song about pets, children learn the names of different animals. They develop their knowledge of adjectives and describe the characteristics of different animals when writing a fun story about a visit to a pet shop. Children round off the unit by performing their stories to a small audience.
<b>Spring 1</b>	<u>In a Spanish café</u>	<b>Spring 2</b>	<u>Spanish celebrations</u>
	Studying a café menu, children use their language detective skills to recognise the names of typical food and drink. They practise role-playing a cafe customer and waiter and in doing so turn the classroom into a Spanish café.		Listening to a range of musical genres, children express their musical preferences. They use a variety of verbs to describe activities they enjoy doing during different celebrations. They explore some key festivals in Spain and then compare and contrast how celebrations are carried out in both Spain and the UK.
<b>Summer 1</b>	<u>Weather in Spain</u>	<b>Summer 2</b>	<u>The Amazon Rainforest</u>
	Learning phrases for different types of weather and identifying different locations using compass points, children prepare and present a weather forecast for each day of the week.		Journeying from the source of the Amazon River in the Peruvian Andes to its mouth in the Atlantic Ocean, children identify the geographical features they encounter along the way and immerse themselves deep into the sights, sounds and people of the Amazon rainforest.



Year 5			
Autumn 1	<u>Describing family and friends in Spanish</u>	Autumn 2	<u>Spanish portraits</u>
	Looking at a family tree, children find out the vocabulary for different family members and describe the relationship between each of them. They use verbs in the third person singular to write a detailed description of a family member or friend outlining key information about them.		Deducing the vocabulary for describing facial features, children apply their knowledge of noun-adjective agreement to plural nouns. They find out about some famous Spanish cubist artists and create portraits in the cubist style, before describing the faces in their portraits.
Spring 1	<u>Sports in Spanish</u>	Spring 2	<u>Spanish food and drink</u>
	Using their knowledge of cognates, children work out the names of different sports in Spanish. They participate in traditional action songs to learn the names for different body parts and create a fun warm up routine. Exploring the sports that are unique to Spanish-speaking countries, children learn to play the traditional Maya ball game, Pok-a-Tok.		Learning the vocabulary for different types of food, children express likes and dislikes with both singular and plural nouns. They sort the different food items onto the correct part of the food pyramid, recognising the need for a balanced diet. Children create a recipe for and go on to make their own unique smoothie.
Summer 1	<u>A trip across Spain</u>	Summer 2	<u>Saving South America</u>
	Discovering the famous pilgrimage route across Spain to the city of Santiago de Compostela, the children learn to say where they are going and what they are going to do.		Touring the South American continent, children explore its diverse wildlife and examine the environmental impact of deforestation and climate change in the region. Children create a poster which outlines the environmental changes that have happened using comparative sentences and make a pledge to help stop deforestation and reduce climate change.

Year 6			
Autumn 1	<u>Clothes in Spanish</u>	Autumn 2	<u>School life in Spanish</u>
	Consolidating their knowledge of colours and learning vocabulary for items of clothes, and adjectives to describe styles, children describe different outfits that people are wearing. With an emphasis on the accuracy of the adjectival agreement, the children use dictionaries to check the gender of nouns and the correct form of the adjective.		Learning the names of school subjects in Spanish, children express likes and dislikes about them. They use a variety of adjectives to give their opinions about school subjects and, after answering a school survey, the class construct their own ideal school day timetable. Finally, the children write a letter to their teacher to describe their perfect day.
Spring 1	<u>Body parts in Spanish</u>	Spring 2	<u>Shopping in Spain</u>
	Designing their own robot, children describe what body parts and special features it has, explaining what it can do. They use directional language to write a set of programming instructions to make the robot move.		Visiting a Spanish market, children describe the name and location of the different market stalls. They play a fun board game to practise their transactional language and apply their knowledge of larger numbers and handling money.
Summer 1	<u>Free time activities in Spanish</u>	Summer 2	<u>Maya City treasure hunt</u>
	Describing what they like to do in their free time, children use adjectives to give reasons for their preferred activities. They deduce the names of different places in a town and describe where they are going and why they want to go there. Children compare free time activities and state which option they prefer.		Exploring an ancient Maya city, children identify different buildings and their location using a range of prepositions. Children build their own model of an ancient Maya city and write a detailed description of it applying all the new language learnt. They read a map and decipher clues to seek out the ancient Maya treasure.

Date	Update
26.09.23	Changes to some unit titles to make the content of the unit clearer (p.11-15).