

Phonics

What do we teach?

At our school, we use Monster Phonics to teach synthetic phonics. This accredited scheme is closely aligned to Letters and Sounds.

Children begin phonics as soon as they enter Reception class. Phonics is taught daily through a systematic approach. Children are taught within their class and any additional support required is delivered in small groups.

In Reception class, children begin by developing an awareness of sounds through stories, rhymes and games. They quickly move on to learn the links between individual letters and their sounds. There are 44 different sounds to be learnt and again these are taught in a systematic way throughout Early Years and Key Stage 1. The teaching of phonics goes through six phases. A screening test is given at the end of Year 1.

How do we teach phonics?

Within Early Years and KS1 classes, whole class phonics is taught in a daily session. Children also work in smaller groups throughout the day. As well as the whole class/ small group sessions, children are immersed in opportunities throughout every day to rehearse, practice and learn. This may be in the form of games, reading and spotting words on displays around the school, 1:1 reading sessions and plenty of opportunities to write- be it on paper or chalk letters across the playground!

Children apply their skills when reading books from the Monster Phonic scheme which match the letters and sounds that they have previously learnt. They also take books home. These books match their reading ability, and parents are encouraged to read at home with their child. These books are made available for children to read again at home on personal devices.

Teachers regularly assess children's progress to check where they are and what they need to learn next.

How is Monster Phonics taught?

The children are introduced to 10 friendly and fun monsters who all have a fun catch phrase to help them how to say and spell their sounds.

Meet the monsters here-

<https://monsterphonics.com/#meet-the-monsters>

How can you help at home?

Teachers post information and activities on class dojo. Here, you can find out which sounds your child is currently working on in class. You are able to help your child read them, spot them in signs on the way to school, write the sounds, read words and sentences that contain the sounds, read the books sent home, play I-spy... the possibilities are endless. When children have the opportunity to work on these skills both in and out of school, their level of understanding and confidence increases greatly.

























The other way to make a huge difference to your child's phonetic awareness is to simply read to and with them regularly. Simple picture books, chapter books- even singing nursery rhymes with them will all help them.

Have a look at the parents section on their website-

<https://monsterphonics.com/monster-phonics-for-parents/>

Please take the time to look through the resources available below to see the sounds and words your child is currently working on.

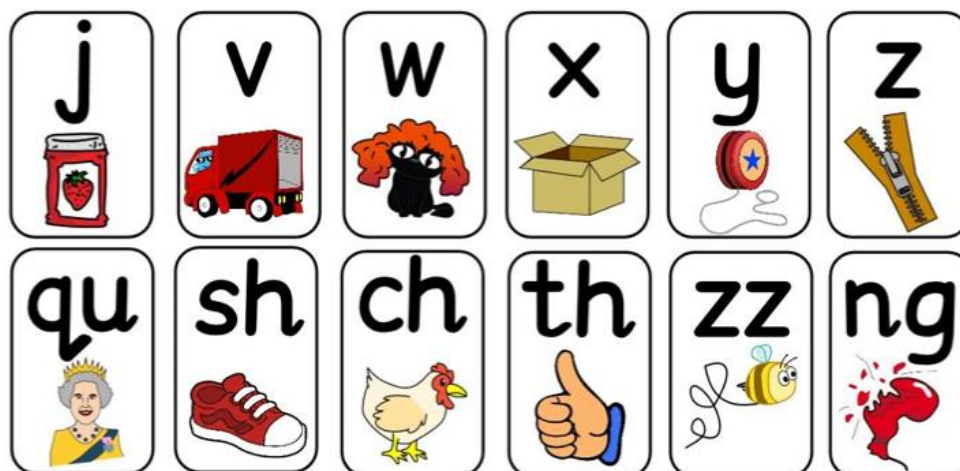
My Phase 2 Sound Mat

s 	a 	t 	p 	i 	n 	m 	d 
g 	o 	c 	k 	ck 	e 	u 	r 
h 	b 	f 	ff 	l 	ll 	ss 	

Monster Phonics
monsterphonics.com

© Monster Phonics 2021

My Phase 3 Sound Mat








Monster
Phonics
monsterphonics.com

My Phase 3 Sound Mat



Monster
Phonics
monsterphonics.com

My Phase 4 Sound Mat



Decodable Words

TERM 1



a an at if in it
off on can dad had him
back and get big



got up not
mum but put

as is
his of



Moonsister
Phonics
monsterphonics.com

© Monster Phonics 2014

Tricky Words

TERM 1




go
no



I

to
into



the



Moonsister
Phonics
monsterphonics.com

© Monster Phonics 2014

Decodable Words

TERM 2

will for that this
then them with




look



see



too



now
down



Monster
Phonics
monsterphonics.com

© Monster Phonics 2014

Tricky Words

TERM 2

we be me

he she



you

my



they



was her
are all



Monster
Phonics
monsterphonics.com

© Monster Phonics 2014

Decodable Words

TERM 3



went it's from

children just help



Moonster
Phonics
monsterphonics.com

Tricky Words

TERM 3



so

do



out

like



have

when



some come there

little what said

were one



Moonster
Phonics
monsterphonics.com

